

MDG & MPG SERIES TRANSFER DIP SWITCHES SPDT & DPDT MODELS

FEATURES

Gold plated contacts.
Self-cleaning contacts.
UL94V-O materials used throughout.
Process compatible with tape seal.
Dual in-line .100" x .300" term. spacing.

GENERAL SPECIFICATIONS

ELECTRICALS

Electrical life	2000 cycles minimum
Contact rating, non-switching	100 mA at 50 VDC
Contact rating, switching	25 mA at 24 VDC
Contact resistance	50 m Ω max. initial - 100 m Ω max. after life test
Insulation resistance at 100 VDC	1000 M Ω minimum
Dielectric strength	500 VDC for 1 minute
Capacitance	5 pf. max. between adjacent terminals

MECHANICALS, THERMALS

Mechanical life	3000 cycles minimum
Operating force	MDG; 800 grmas max. per pole MPG; 400 grams max. per pole.
Vibration	Per MIL-STD-202, METHOD 204B
Humidity	95% relative humidity, 40°C for 96 hours
Temperature range	Operating: -25°C to 70°C Storage: -40°C to 85°C

SOLDERING & CLEANING RECOMMENDATIONS

Hand soldering	320°C max. for 2 seconds max. (30 watt iron max.)
Wave soldering	230°C max. for 3 seconds max.
Cleaning (with tape seal)	Spray wash from top side only

SPECIFICATIONS SUBJECT TO CHANGE WITHOUT NOTICE.

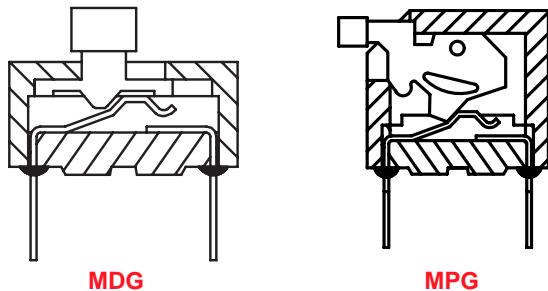
MATERIALS

Cover	UL94V-O, Polyamide
Actuators	UL94V-O, Polyamide
Contacts & Terminals	Gold over nickel plate over brass
Sealing	Epoxy
Tape seal	Polyester film

PACKAGING


DIP switches are shipped in standard IC tubes with all actuators in the "OFF" position

SWITCH CROSS SECTION



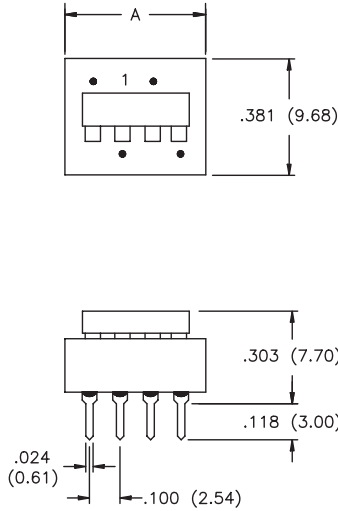
P

**MDG Series
Slides
DPDT**



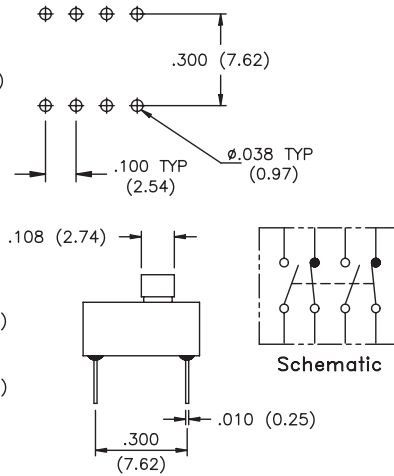
MDG602S

Mechanical Outline



Printed circuit board layout

Hole size and layout tolerance
±.005 (0.12) non-cumulative




Actuator Style & Contact Material	MODEL NO. with no tape seal	MODEL NO. with tape seal	No. of Pos.	'A' Dimension ±.012 (0,30mm)
Std'd Act.	MDG601S	MDG601ST	1	.461 (11,7)
Gold Cont.	MDG602S	MDG602ST	2	.854 (21,7)

SPECIFICATIONS SUBJECT TO CHANGE WITHOUT NOTICE.

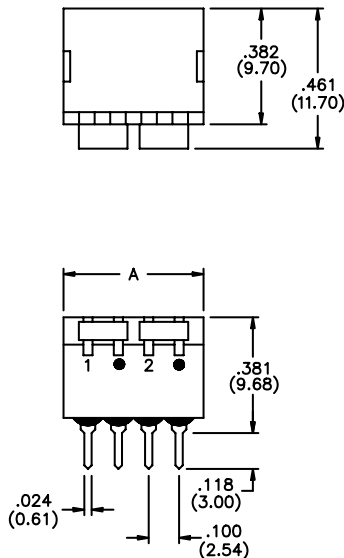
P

**MPG Series
Piano
SPDT**



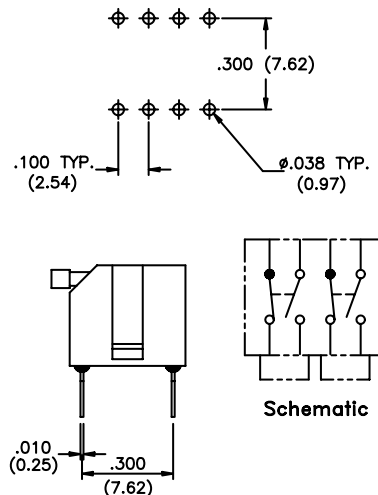
MPG302B

Mechanical Outline



Printed circuit board layout

Hole size and layout tolerance
±.002 (0.05) non-cumulative



Actuator Style & Contact Material	MODEL NO. with no tape seal	MODEL NO. with tape seal	No. of Pos.	'A' Dimension ±.012 (0,30mm)
Piano	MPG301B	MPG301BT	1	.264 (6,7)
	MPG302B	MPG302BT	2	.461 (11,7)
	MPG303B	MPG303BT	3	.657 (16,7)
	MPG304B	MPG304BT	4	.854 (21,7)
Gold Contacts	MPG305B	MPG305BT	5	1.050 (26,7)
	MPG306B	MPG306BT	6	1.250 (31,8)